

Séminaires du C2RMF

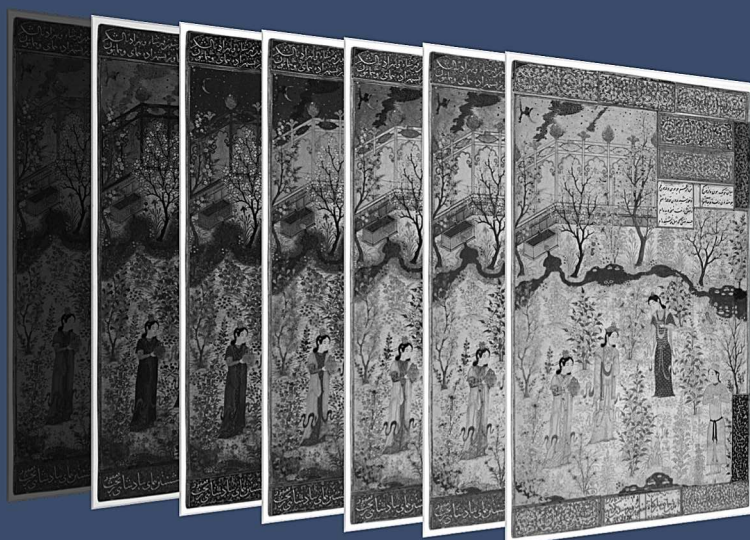
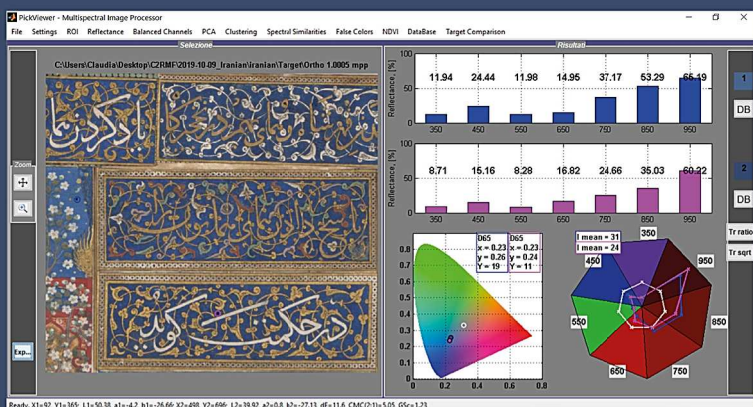
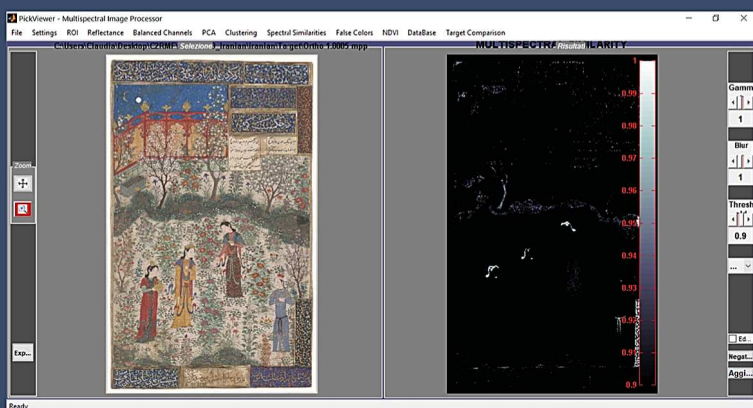
Vendredi 29 novembre 2019
Amphithéâtre Palissy,
11h00

CENTRE DE
RECHERCHE
ET DE
RESTAURATION
DES MUSÉES
DE FRANCE

INTEGRATION OF SPECTRAL AND XRF IMAGES FOR LOUVRE IRANIAN MANUSCRIPT PIGMENT STUDY

LAURENCE CLIVET, CHEF DE TRAVAUX D'ART,
GROUPE IMAGERIE C2RMF
CLAUDIA COLANTONIO, CONSERVATION
SCIENTIST, UNIVERSITÉ DE TUSCIA, VITERBO
MARCELLO MELIS, HEAD OF PROFILOCOLORE
SRL, ROMA

Iranian manuscript “Humayun rencontre la princesse Humay”, Musée du Louvre, has been studied by C2RMF in order to find out color materials. Imaging techniques from UV to IR, added by Raman and XRF analysis, lead to find out pigments used in this 15e century manuscript. As some questions remains, we used calibrated images with Profilocolore software to obtain spectral data and spectral segmentation. Combined with images treatments like PCA and NDVI, some pigments regognitions and locations were resolved. Last part of this presentation is explaining mathematics concepts of those images treatments.



conception graphique : Vanessa Fournier ;
photographie : © Claudia Colantonio/Marcello Melis/Laurence Clivet-C2RMF

C2RMF - Palais du Louvre - Porte des Lions
14 Quai François Mitterrand 75001 Paris, France.
Contacts : 01 40 20 56 52 (accueil)
Inscription obligatoire auprès de :
benoit.delcourte@culture.gouv.fr ou agnes.lattuati-derieux@culture.gouv.fr